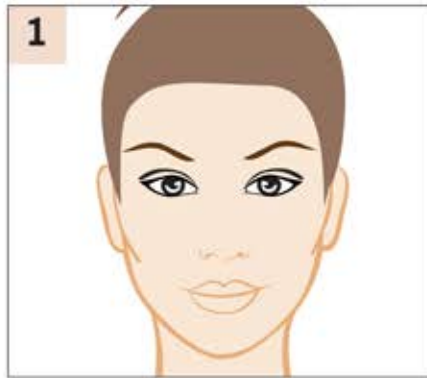


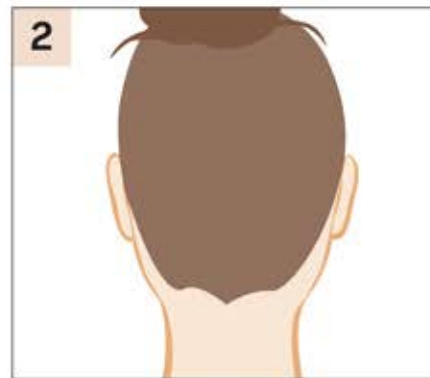
Ear Pinning / Otoplasty

Photo Requirements

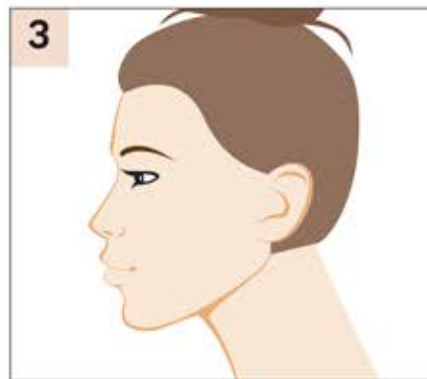
- ✓ Take each photo in positions as shown looking directly at the head (not from above or below angles)
 - ✓ Clear, good quality photos with good lighting, no shadows
 - ✓ Hair tied up or hair band to push hair from the ears and neck
- ✓ Move camera around your head for different photo positions. Do not tilt or rotate your head/neck
 - ✓ These photos CAN be self taken



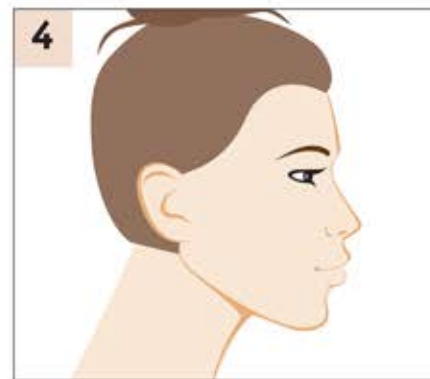
Full Front



Full Back



Left Side



Right Side