


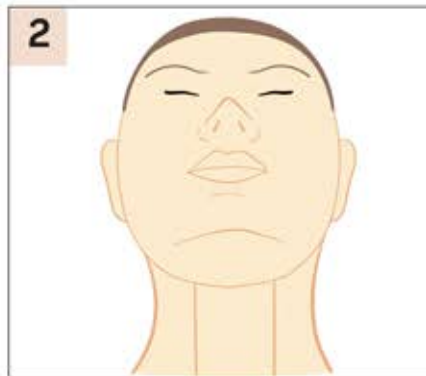
Nose Procedures

Photo Requirements

- ✓ Take each photo in positions as shown looking directly at the face (not from above or below angles)
 - ✓ Clear, good quality photos with good lighting, no shadows
 - ✓ Allow some distance from the nose to camera lens. Too close to the lens, the larger & bulbous the nose will look
 - ✓ No makeup, hair tied up or hair band to push hair from the face/neck
- ✓ Move camera around your head for different photo positions. Do not tilt or rotate your head/neck
- ✓ These photos CAN be self taken



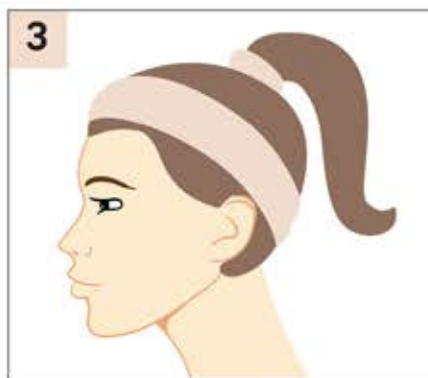
1 Full Front



2 Front - Up the nose



3 Front - Down the nose



3 Left Side



4 Right Side



5 Right 45° Angle



6 Left 45° Angle